



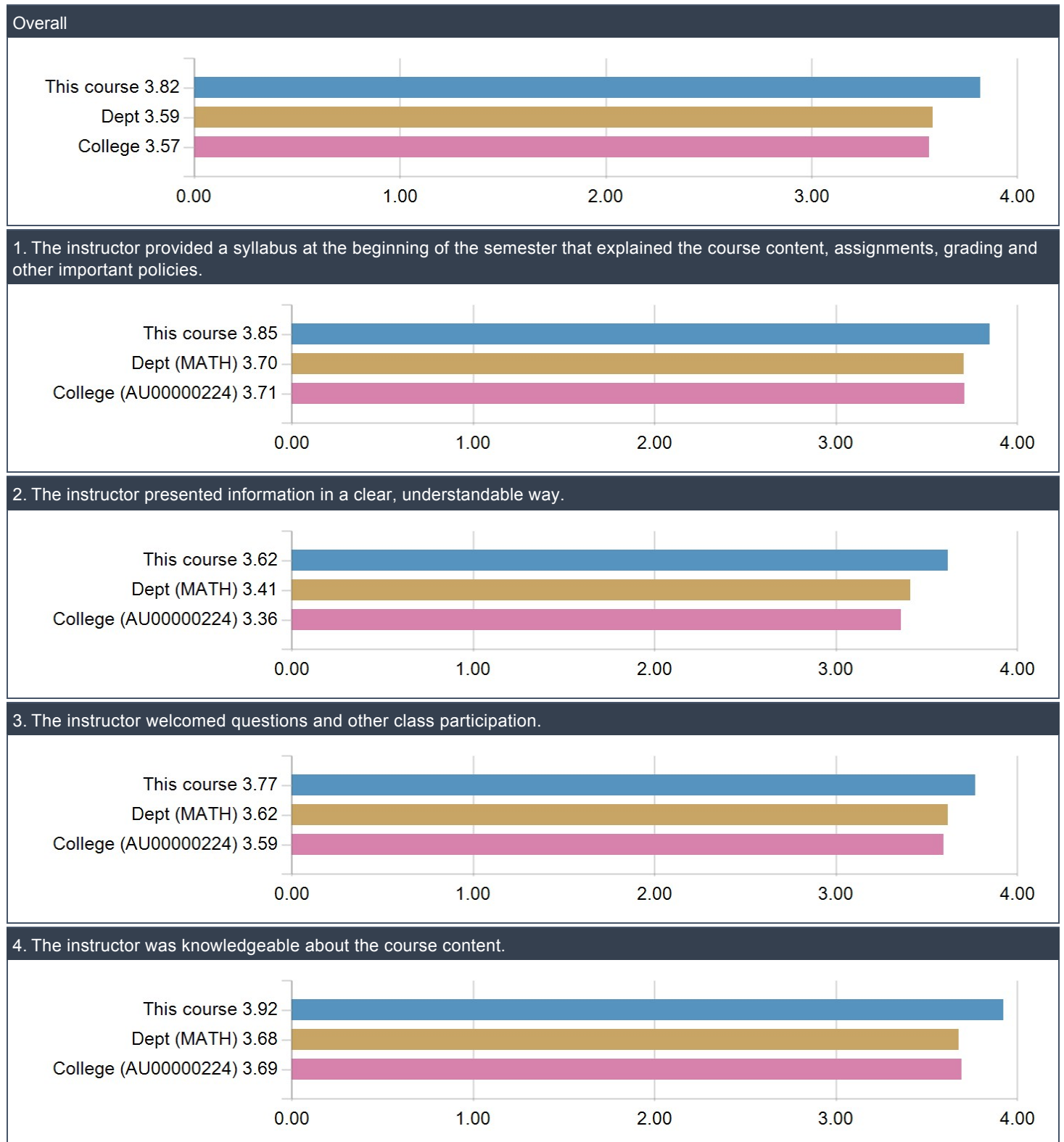
Spring 2021 - College of Science Report for MATH 1552
(section 005): AN GEOM & CALCULUS (Ignat Soroko)

Project Title: **LSU Course Evaluation - Spring 2021**

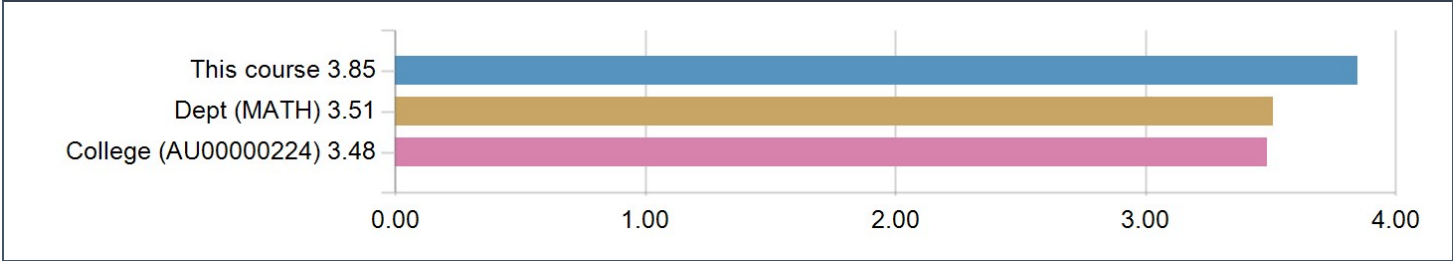
Course Audience: **43**
Responses Received: **13**
Response Ratio: **30%**

Instructor Feedback

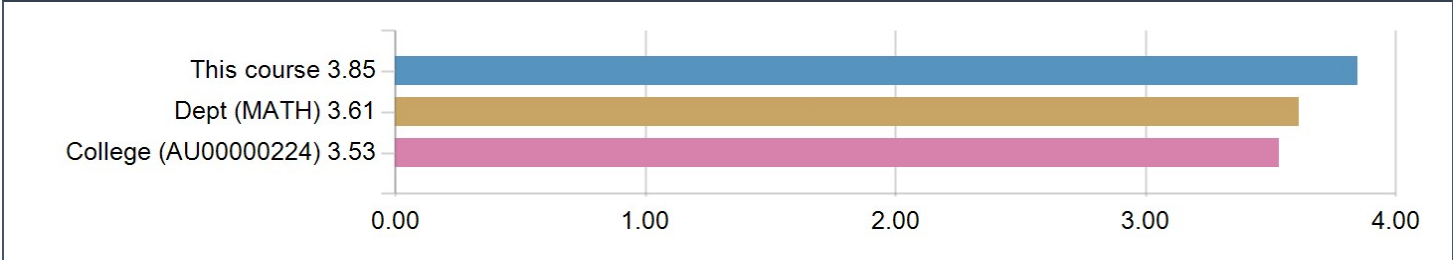
(CS-01) Feedback for Instructor Ignat Soroko



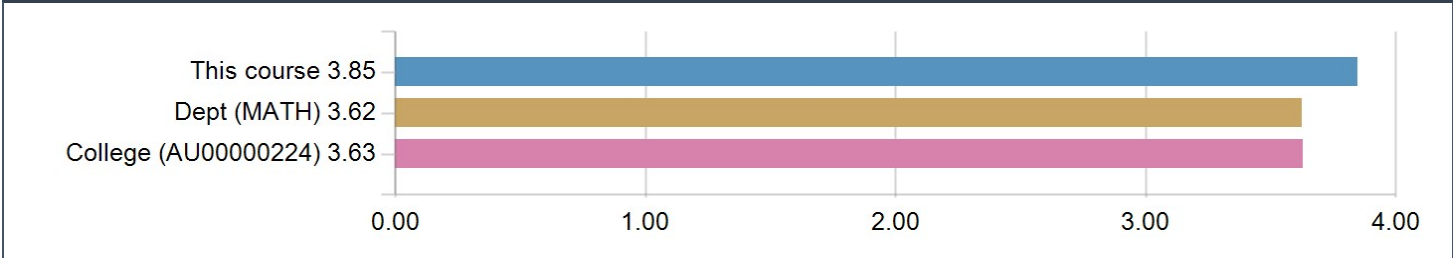
5. The instructor was well prepared and organized.



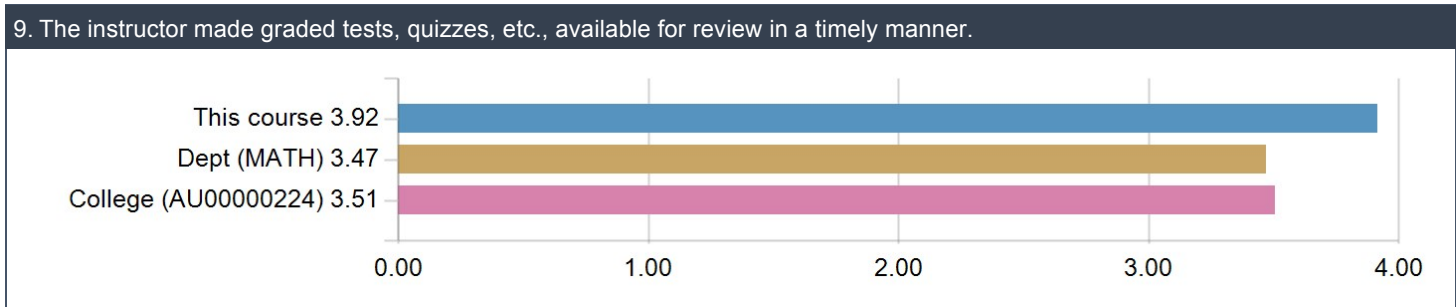
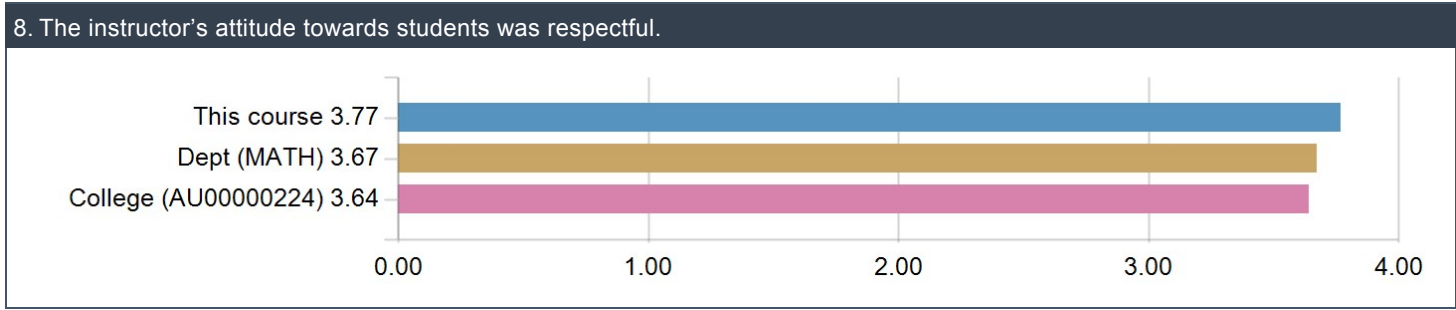
6. The instructor focused tests, quizzes, etc. on the content outlined in the syllabus and/or the content discussed in class.



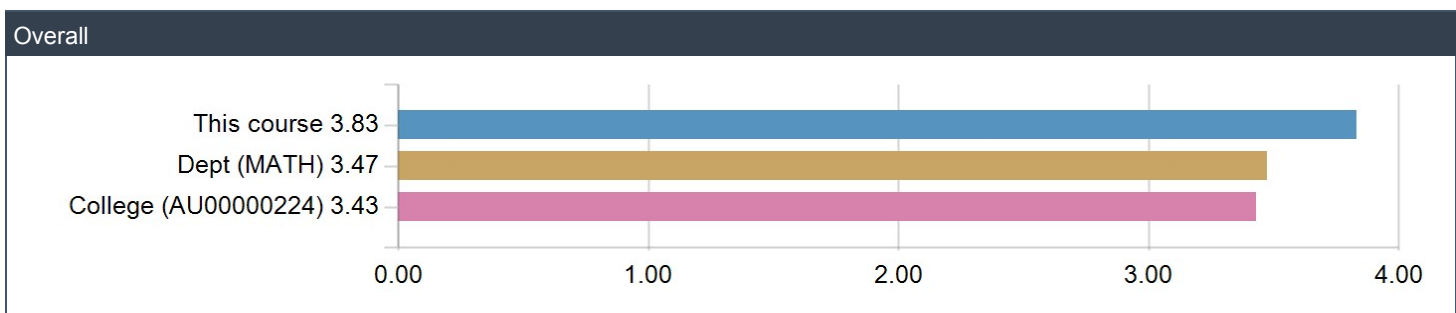
7. The instructor (or a designated assistant) was available for consultation during office hours.



(CS-01) Feedback for Instructor Ignat Soroko (continued)



(CS-02) Overall, the instructor Ignat Soroko is an effective teacher.



(CS-01) Feedback for Instructor Ignat Soroko

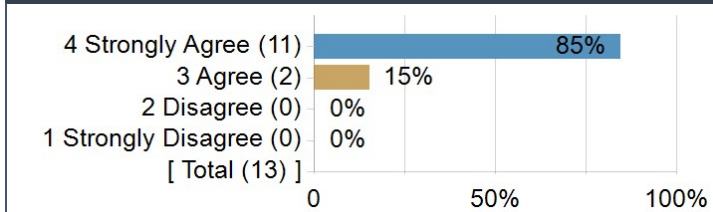
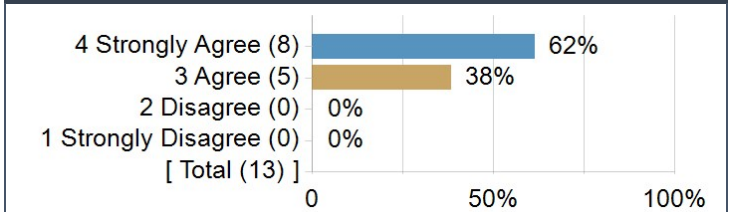
	N	%SA	%A	%D	%SD	N/A	Mean	STD
The instructor provided a syllabus at the beginning of the semester that explained the course content, assignments, grading and other important policies.	13	85%	15%	0%	0%	0	3.85	0.38
The instructor presented information in a clear, understandable way.	13	62%	38%	0%	0%	0	3.62	0.51
The instructor welcomed questions and other class participation.	13	77%	23%	0%	0%	0	3.77	0.44
The instructor was knowledgeable about the course content.	13	92%	8%	0%	0%	0	3.92	0.28
The instructor was well prepared and organized.	13	85%	15%	0%	0%	0	3.85	0.38
The instructor focused tests, quizzes, etc. on the content outlined in the syllabus and/or the content discussed in class.	13	85%	15%	0%	0%	0	3.85	0.38
The instructor (or a designated assistant) was available for consultation during office hours.	13	85%	15%	0%	0%	0	3.85	0.38
The instructor's attitude towards students was respectful.	13	77%	23%	0%	0%	0	3.77	0.44
The instructor made graded tests, quizzes, etc., available for review in a timely manner.	12	92%	8%	0%	0%	0	3.92	0.29

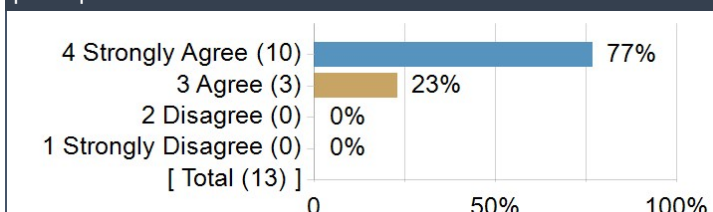
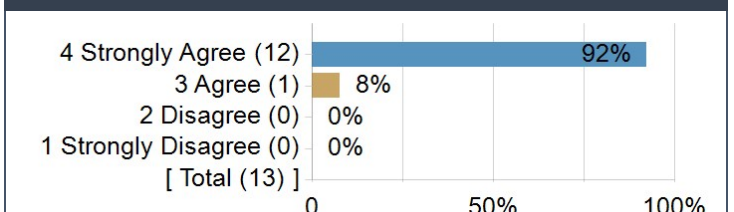
(CS-02) Overall, the instructor Ignat Soroko is an effective teacher.

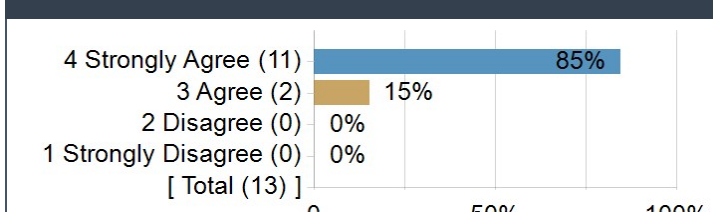
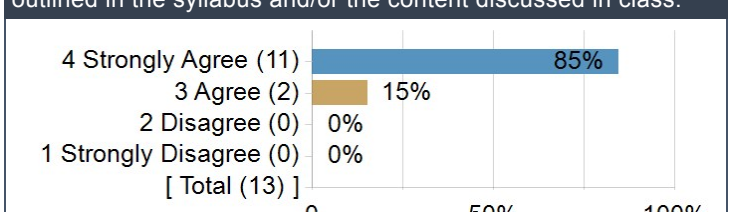
N	%SA	%A	%D	%SD	N/A	Mean	STD
13	77%	15%	0%	0%	1	3.83	0.39

(CS-01) Feedback for Instructor Ignat Soroko

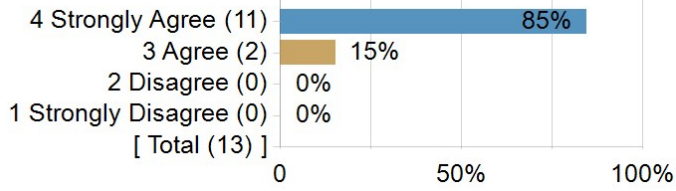
summary of all questions in this section	Value
Mean	3.82
Median	4.00
Standard Deviation	0.39

1. The instructor provided a syllabus at the beginning of the semester that explained the course content, assignments, grading and other important policies.	2. The instructor presented information in a clear, understandable way.																				
																					
<table border="1"> <thead> <tr> <th>Statistics</th> <th>Value</th> </tr> </thead> <tbody> <tr> <td>Response Ratio</td> <td>30%</td> </tr> <tr> <td>Mean</td> <td>3.85</td> </tr> <tr> <td>Median</td> <td>4.00</td> </tr> <tr> <td>Standard Deviation</td> <td>0.38</td> </tr> </tbody> </table>	Statistics	Value	Response Ratio	30%	Mean	3.85	Median	4.00	Standard Deviation	0.38	<table border="1"> <thead> <tr> <th>Statistics</th> <th>Value</th> </tr> </thead> <tbody> <tr> <td>Response Ratio</td> <td>30%</td> </tr> <tr> <td>Mean</td> <td>3.62</td> </tr> <tr> <td>Median</td> <td>4.00</td> </tr> <tr> <td>Standard Deviation</td> <td>0.51</td> </tr> </tbody> </table>	Statistics	Value	Response Ratio	30%	Mean	3.62	Median	4.00	Standard Deviation	0.51
Statistics	Value																				
Response Ratio	30%																				
Mean	3.85																				
Median	4.00																				
Standard Deviation	0.38																				
Statistics	Value																				
Response Ratio	30%																				
Mean	3.62																				
Median	4.00																				
Standard Deviation	0.51																				

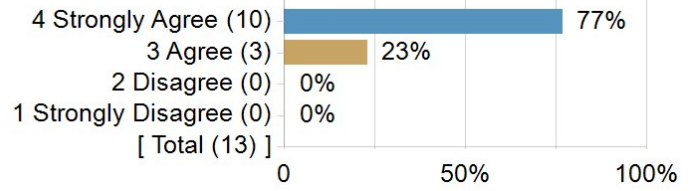
3. The instructor welcomed questions and other class participation.	4. The instructor was knowledgeable about the course content.																				
																					
<table border="1"> <thead> <tr> <th>Statistics</th> <th>Value</th> </tr> </thead> <tbody> <tr> <td>Response Ratio</td> <td>30%</td> </tr> <tr> <td>Mean</td> <td>3.77</td> </tr> <tr> <td>Median</td> <td>4.00</td> </tr> <tr> <td>Standard Deviation</td> <td>0.44</td> </tr> </tbody> </table>	Statistics	Value	Response Ratio	30%	Mean	3.77	Median	4.00	Standard Deviation	0.44	<table border="1"> <thead> <tr> <th>Statistics</th> <th>Value</th> </tr> </thead> <tbody> <tr> <td>Response Ratio</td> <td>30%</td> </tr> <tr> <td>Mean</td> <td>3.92</td> </tr> <tr> <td>Median</td> <td>4.00</td> </tr> <tr> <td>Standard Deviation</td> <td>0.28</td> </tr> </tbody> </table>	Statistics	Value	Response Ratio	30%	Mean	3.92	Median	4.00	Standard Deviation	0.28
Statistics	Value																				
Response Ratio	30%																				
Mean	3.77																				
Median	4.00																				
Standard Deviation	0.44																				
Statistics	Value																				
Response Ratio	30%																				
Mean	3.92																				
Median	4.00																				
Standard Deviation	0.28																				

5. The instructor was well prepared and organized.	6. The instructor focused tests, quizzes, etc. on the content outlined in the syllabus and/or the content discussed in class.																				
																					
<table border="1"> <thead> <tr> <th>Statistics</th> <th>Value</th> </tr> </thead> <tbody> <tr> <td>Response Ratio</td> <td>30%</td> </tr> <tr> <td>Mean</td> <td>3.85</td> </tr> <tr> <td>Median</td> <td>4.00</td> </tr> <tr> <td>Standard Deviation</td> <td>0.38</td> </tr> </tbody> </table>	Statistics	Value	Response Ratio	30%	Mean	3.85	Median	4.00	Standard Deviation	0.38	<table border="1"> <thead> <tr> <th>Statistics</th> <th>Value</th> </tr> </thead> <tbody> <tr> <td>Response Ratio</td> <td>30%</td> </tr> <tr> <td>Mean</td> <td>3.85</td> </tr> <tr> <td>Median</td> <td>4.00</td> </tr> <tr> <td>Standard Deviation</td> <td>0.38</td> </tr> </tbody> </table>	Statistics	Value	Response Ratio	30%	Mean	3.85	Median	4.00	Standard Deviation	0.38
Statistics	Value																				
Response Ratio	30%																				
Mean	3.85																				
Median	4.00																				
Standard Deviation	0.38																				
Statistics	Value																				
Response Ratio	30%																				
Mean	3.85																				
Median	4.00																				
Standard Deviation	0.38																				

7. The instructor (or a designated assistant) was available for consultation during office hours.



8. The instructor's attitude towards students was respectful.

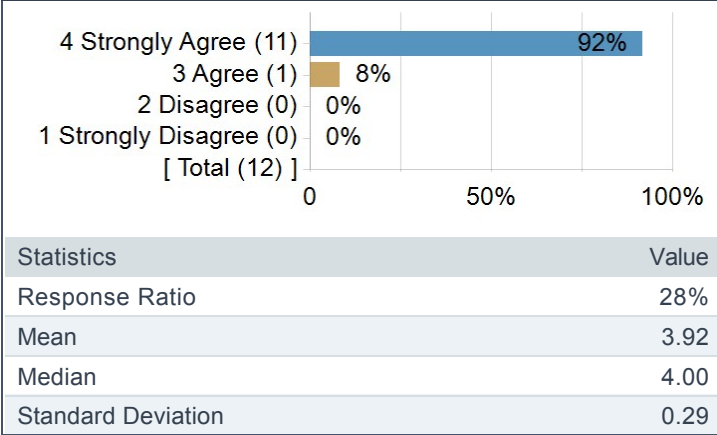


Statistics	Value
Response Ratio	30%
Mean	3.85
Median	4.00
Standard Deviation	0.38

Statistics	Value
Response Ratio	30%
Mean	3.77
Median	4.00
Standard Deviation	0.44

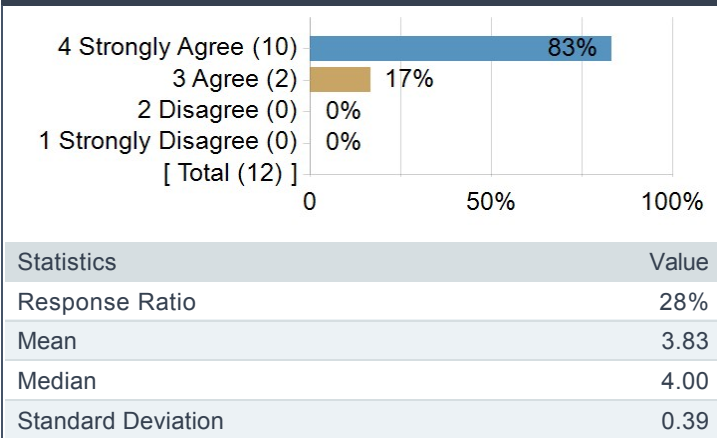
(CS-01) Feedback for Instructor Ignat Soroko (continued)

9. The instructor made graded tests, quizzes, etc., available for review in a timely manner.



(CS-02) Overall, the instructor Ignat Soroko is an effective teacher.

(CS-02) Overall, the instructor Ignat Soroko is an effective teacher.

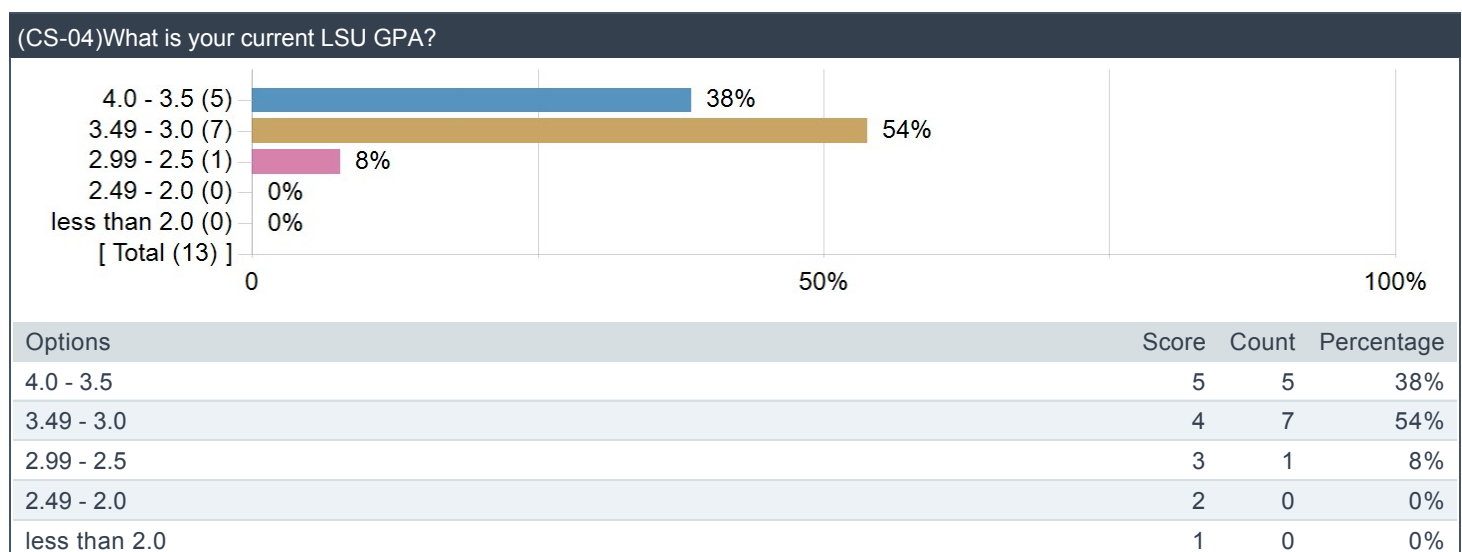


(CS-10) Your written comments also provide valuable feedback to your instructor. In the space provided, please consider addressing questions such as these: What did you like most about the class and your instructor? What changes could be made to the class or by the instructor that would have helped you to learn more? What factors about this class contributed the most to your learning? What aspects of this class helped you to learn to think critically?

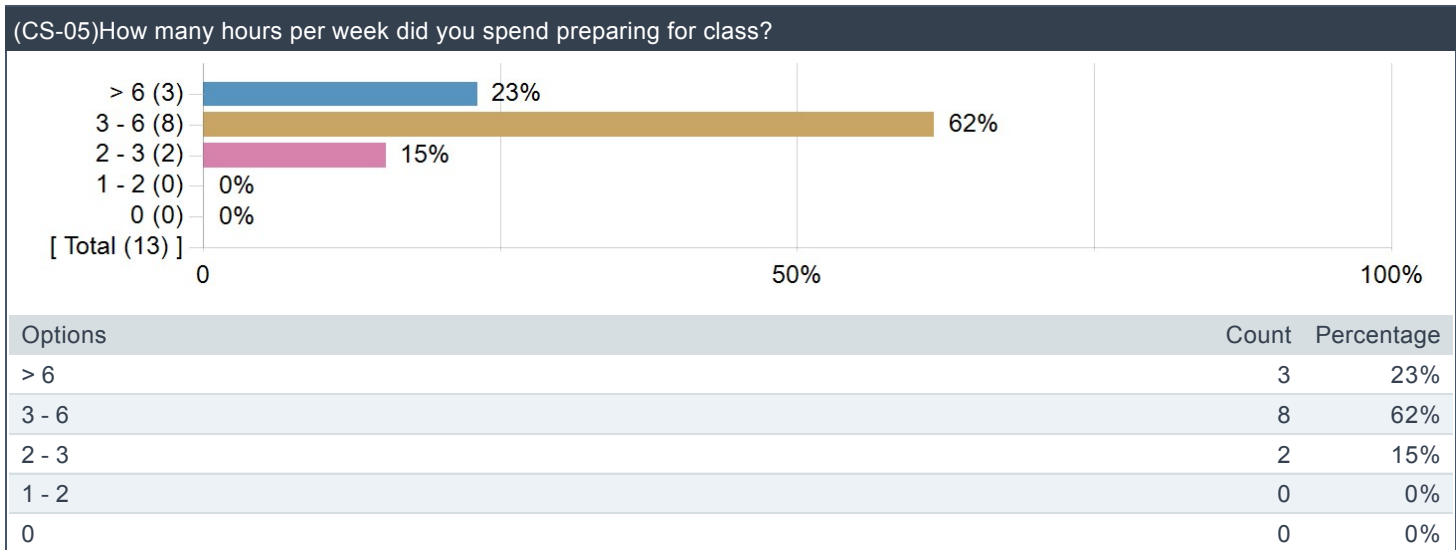
Comments
Professor Soroko is a great professor, he makes class interesting and his test hard but fair.
Professor Soroko went into depth on each section we learned. The homework really helped me understand the material even more.
I mostly appreciated how he would let us ask questions and work through problems giving us a deeper explanation of most concepts. Additional work focusing on one concept at a time could have helped me gain a better understanding. The lectures and reviews contributed to my learning the most. Taking the information from the lectures to do the homework problems helped me learn to think critically.
Since there are no quizzes in this course. I believe there should be less online web assignments for homework and a few homework assignments created by the professor so students get a better grasp on how professor formulates and grades work before taking a examination which holds such a high percentage of a student's overall grade.
Dr. Soroko wants students to do good in his class. He lectures in an understanding way and speaks clearly. His study guides really help a lot. Easy A if you put in the work and clearly understand derivatives and anti-derivatives.
I really liked how our homework was assigned and the time we were given to complete, but personally I had trouble understanding content because of the pace we took.
NA
I personally really appreciate the way he grades tests. the grade seems more based off understanding doing things than doing things perfect. for example i used an incorrect rule on a power rules question and got a wildly incorrect answer, but he still gave me credit for the related work I had done and that really helped me keep a good grade and it was much better than getting disheartened by a harsh grade. I recommend :)
Dr. Soroko is a very good professor. He cares for his student by providing help and understanding our problem outside of school. He taught me to think outside of the box, while doing math.

Course Feedback

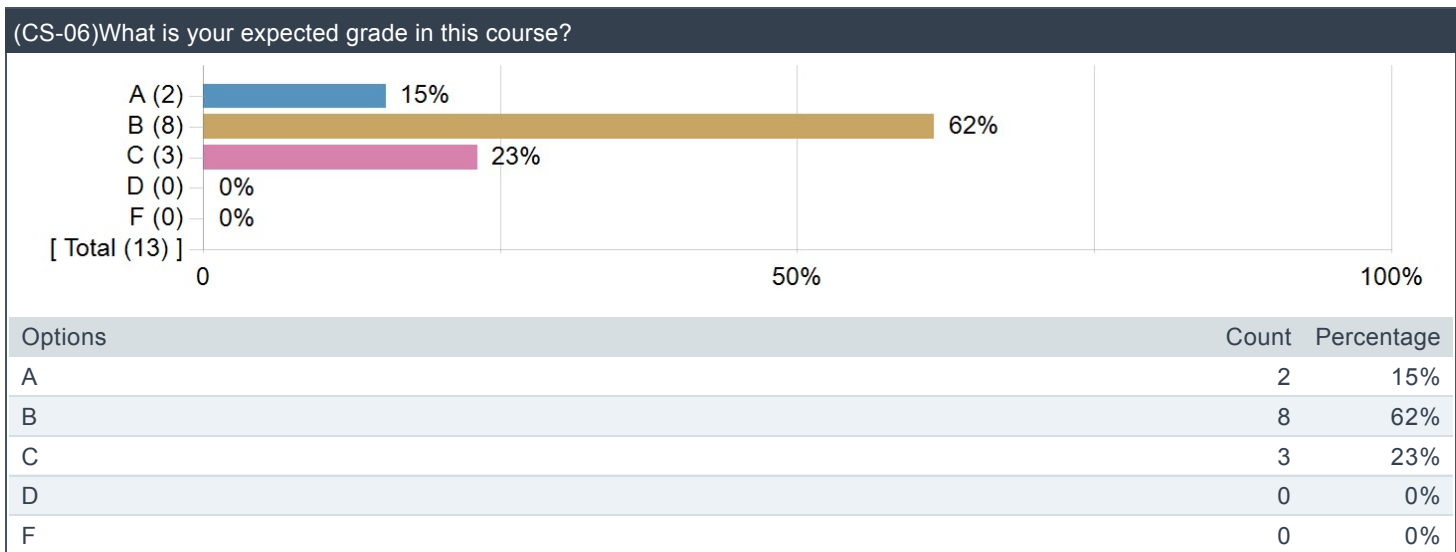
(CS-04)What is your current LSU GPA?



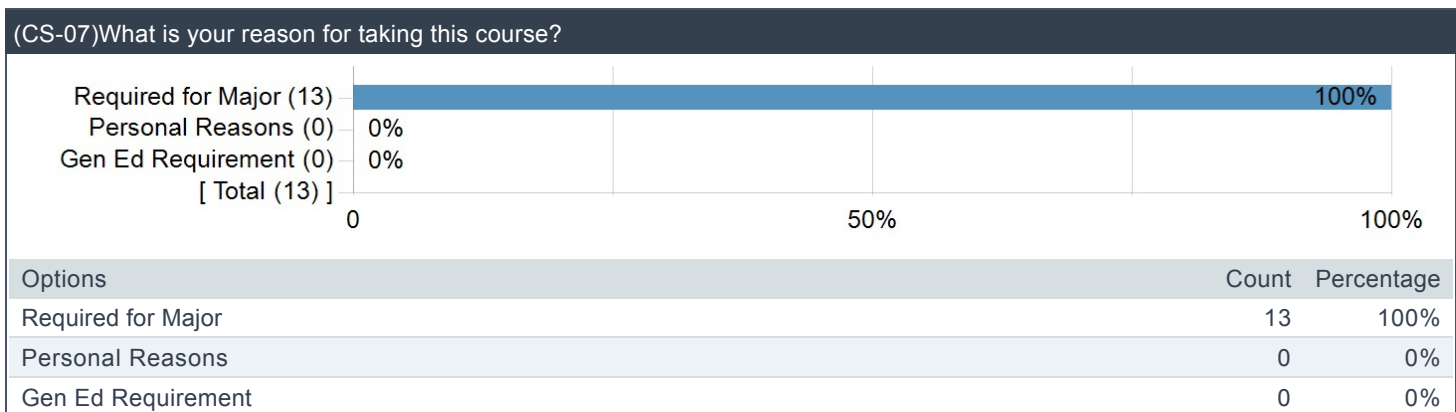
(CS-05)How many hours per week did you spend preparing for class?



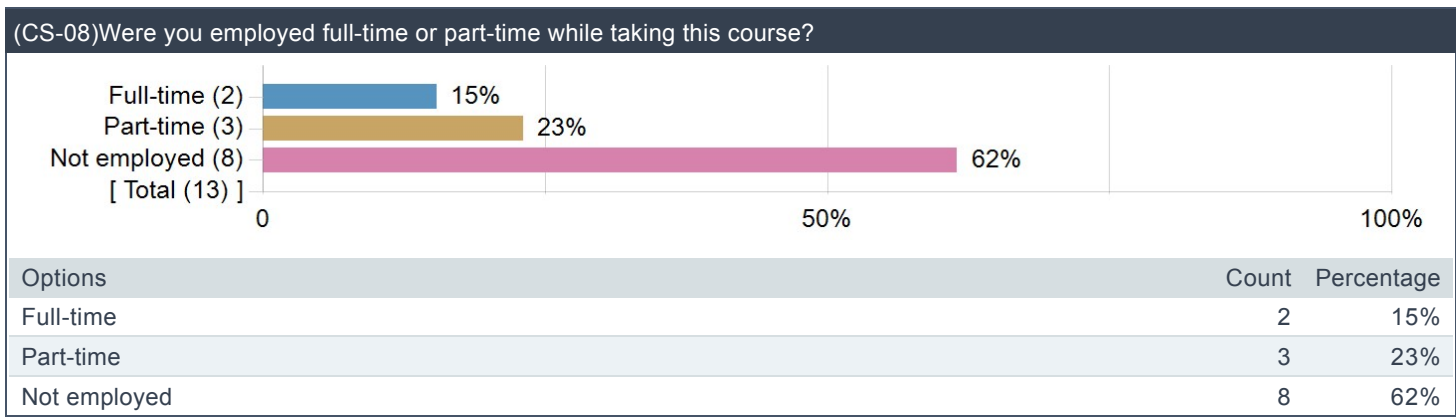
(CS-06)What is your expected grade in this course?



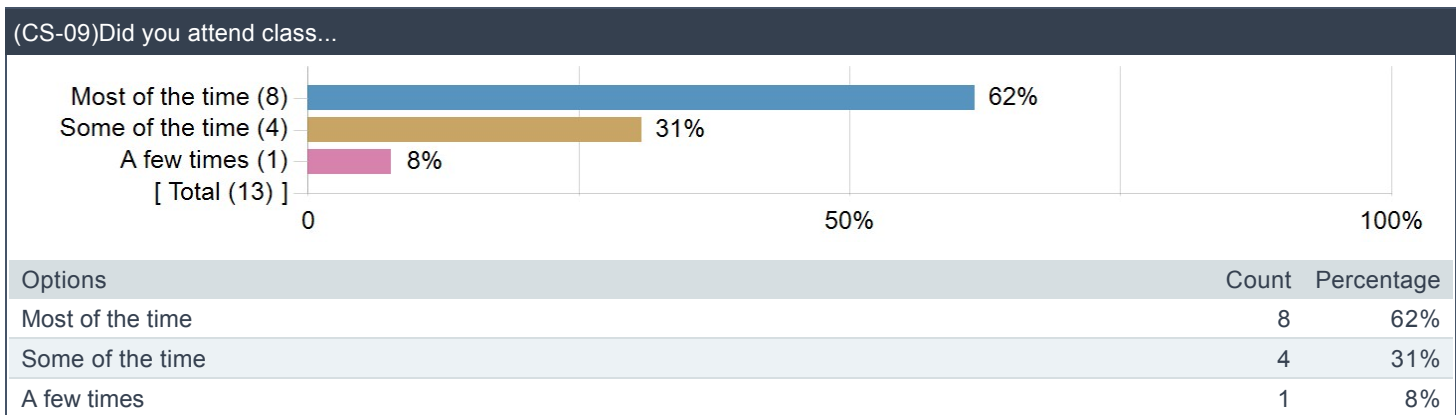
(CS-07)What is your reason for taking this course?



(CS-08)Were you employed full-time or part-time while taking this course?

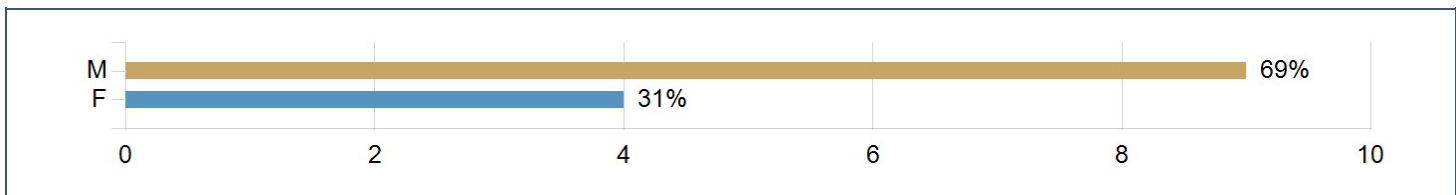


(CS-09)Did you attend class...

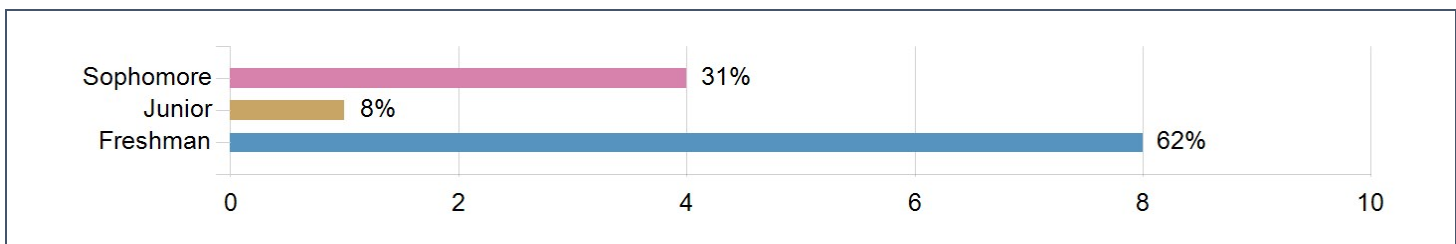


Demographic Information

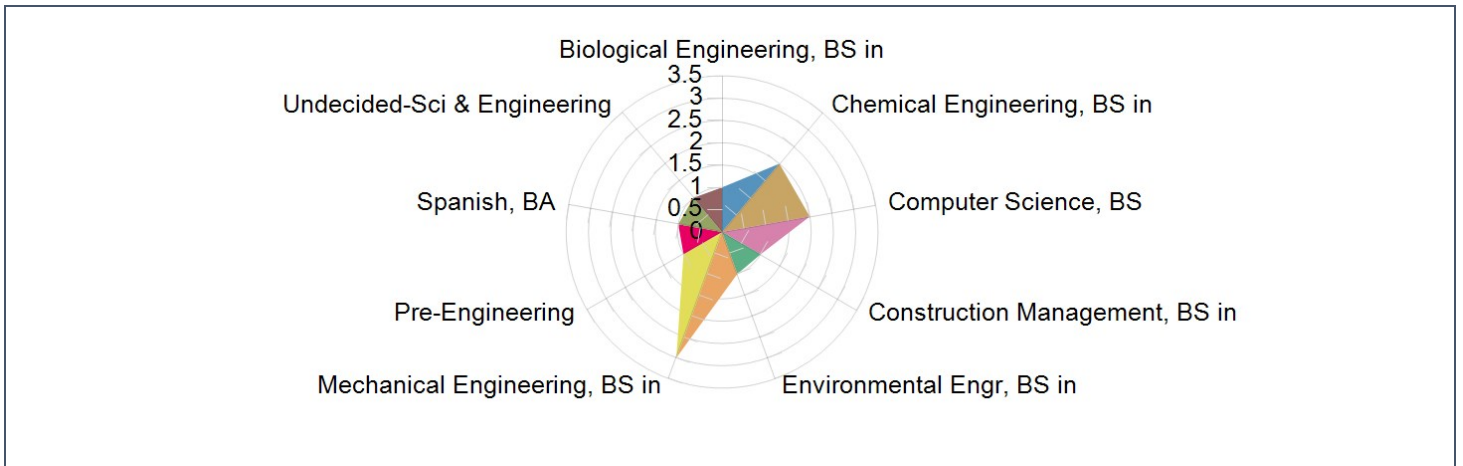
Gender



Classification



Primary Major





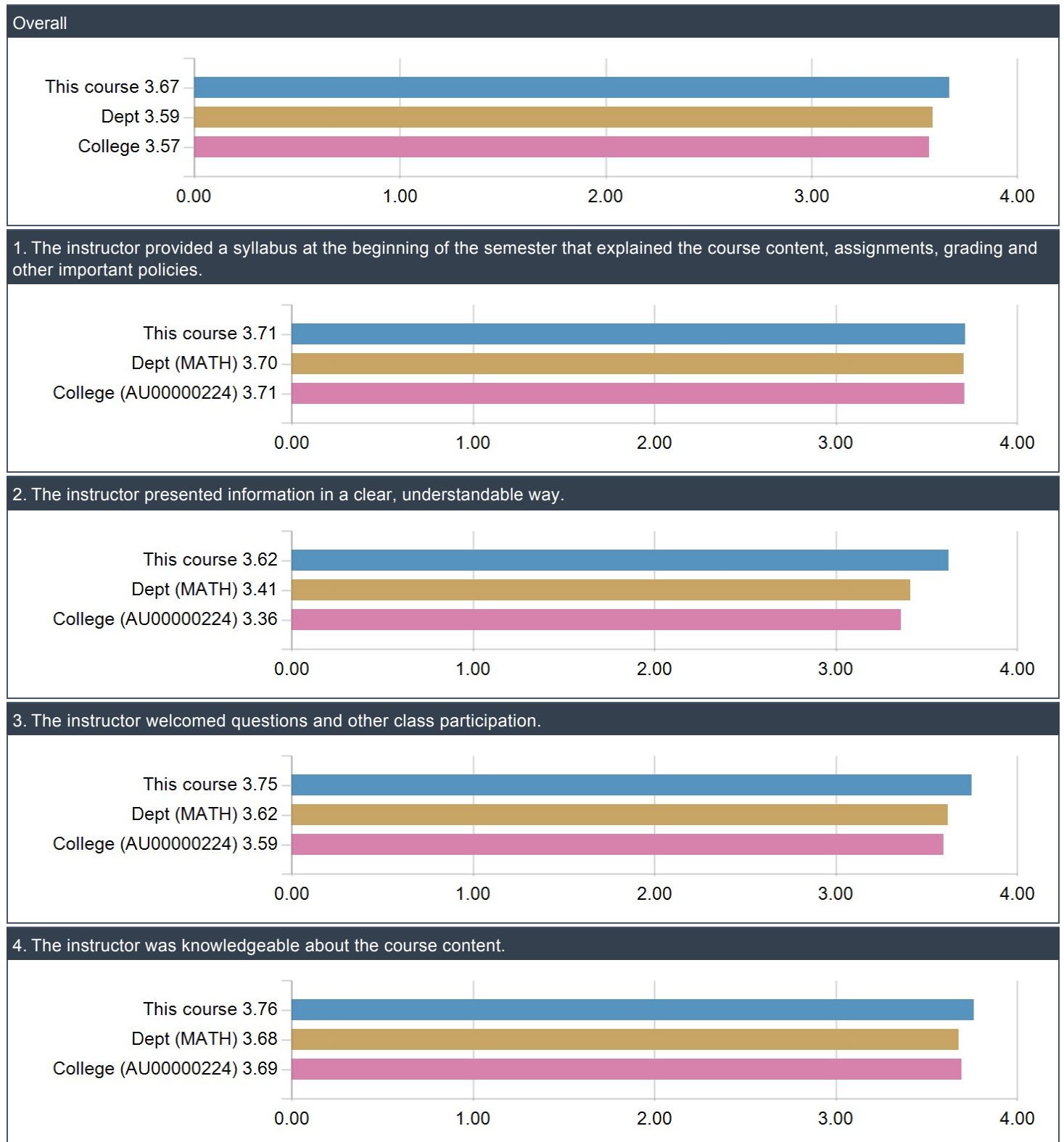
Spring 2021 - College of Science Report for MATH 1552
(section 006): AN GEOM & CALCULUS (Ignat Soroko)

Project Title: **LSU Course Evaluation - Spring 2021**

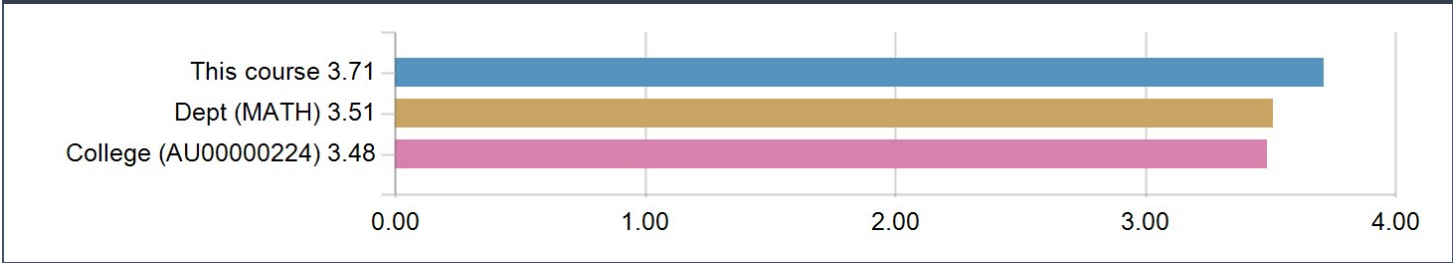
Course Audience: **46**
Responses Received: **21**
Response Ratio: **46%**

Instructor Feedback

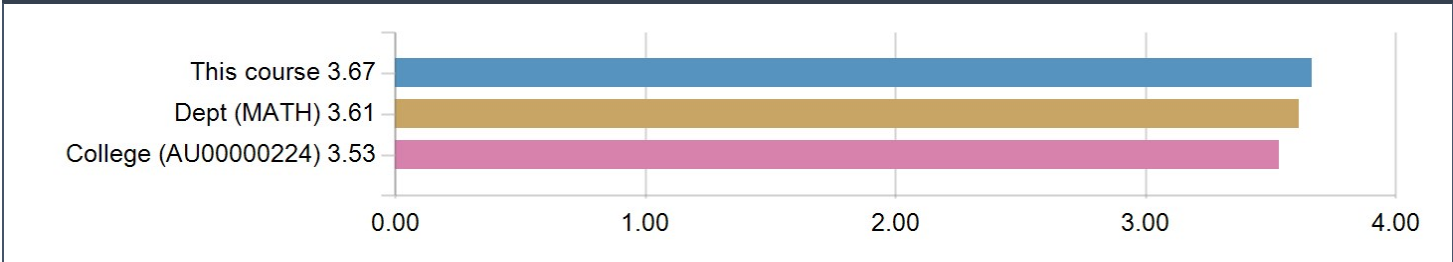
(CS-01) Feedback for Instructor Ignat Soroko




5. The instructor was well prepared and organized.



6. The instructor focused tests, quizzes, etc. on the content outlined in the syllabus and/or the content discussed in class.

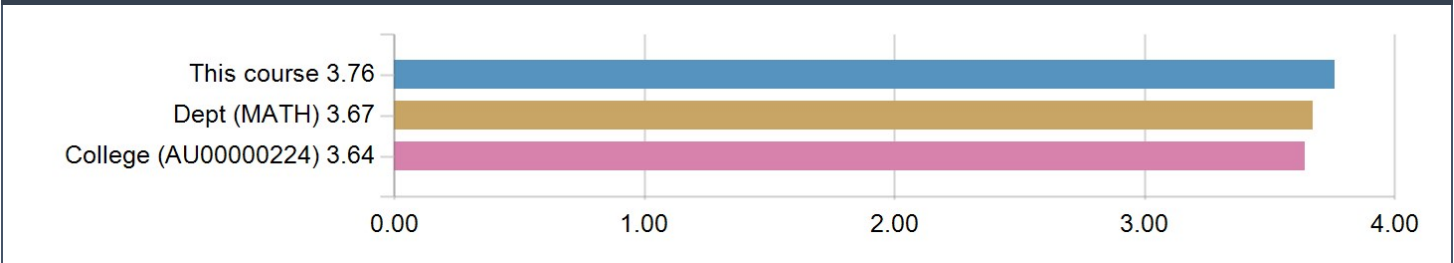


7. The instructor (or a designated assistant) was available for consultation during office hours.

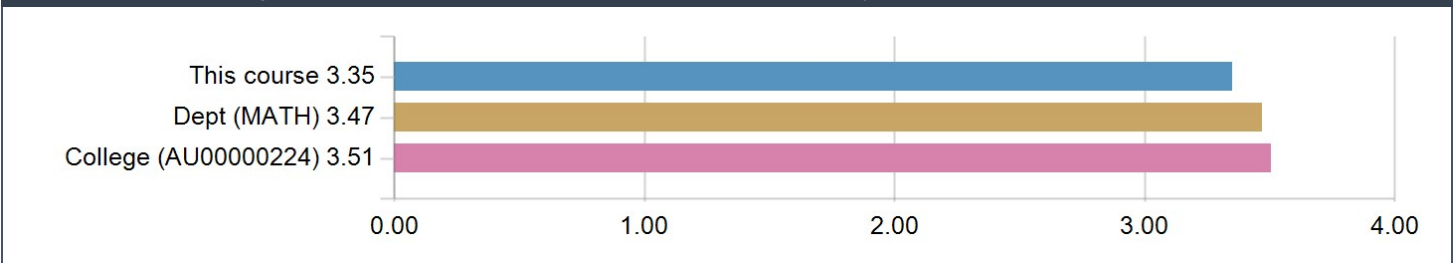


(CS-01) Feedback for Instructor Ignat Soroko (continued)

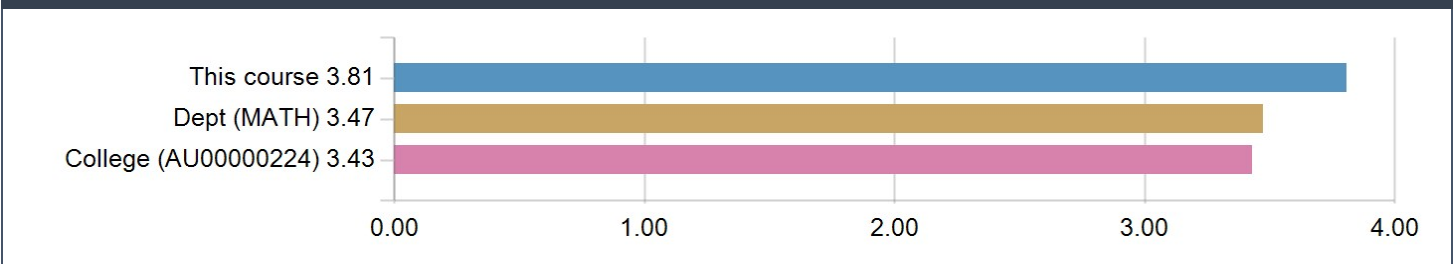
8. The instructor's attitude towards students was respectful.



9. The instructor made graded tests, quizzes, etc., available for review in a timely manner.

**(CS-02) Overall, the instructor Ignat Soroko is an effective teacher.**

Overall

**(CS-01) Feedback for Instructor Ignat Soroko**

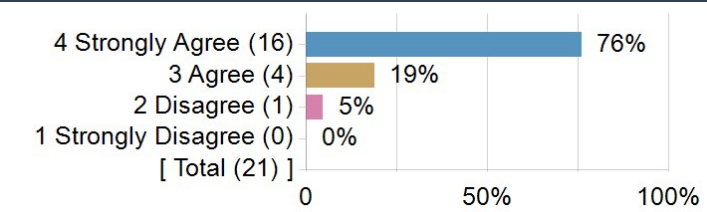
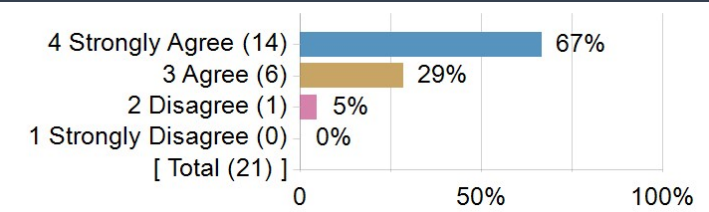
	N	%SA	%A	%D	%SD	N/A	Mean	STD
The instructor provided a syllabus at the beginning of the semester that explained the course content, assignments, grading and other important policies.	21	76%	19%	5%	0%	0	3.71	0.56
The instructor presented information in a clear, understandable way.	21	67%	29%	5%	0%	0	3.62	0.59
The instructor welcomed questions and other class participation.	20	80%	15%	5%	0%	0	3.75	0.55
The instructor was knowledgeable about the course content.	21	81%	14%	5%	0%	0	3.76	0.54
The instructor was well prepared and organized.	21	76%	19%	5%	0%	0	3.71	0.56
The instructor focused tests, quizzes, etc. on the content outlined in the syllabus and/or the content discussed in class.	21	71%	24%	5%	0%	0	3.67	0.58
The instructor (or a designated assistant) was available for consultation during office hours.	21	71%	19%	5%	0%	1	3.70	0.57
The instructor's attitude towards students was respectful.	21	81%	14%	5%	0%	0	3.76	0.54
The instructor made graded tests, quizzes, etc., available for review in a timely manner.	21	48%	33%	14%	0%	1	3.35	0.75

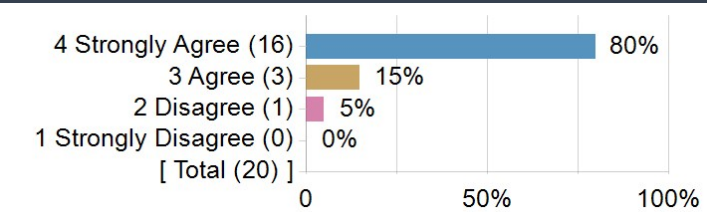
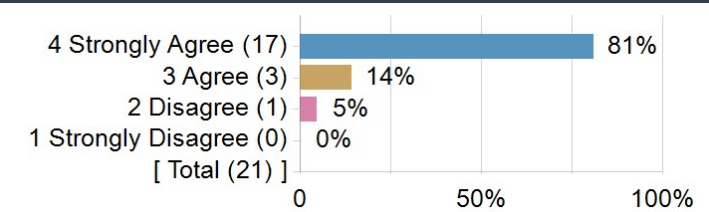
(CS-02) Overall, the instructor Ignat Soroko is an effective teacher.

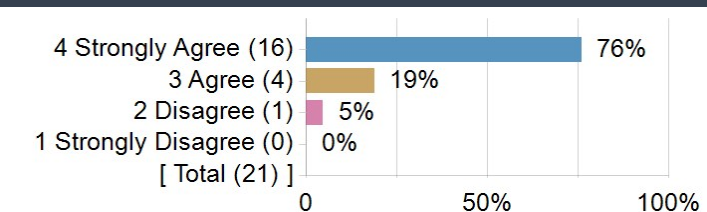
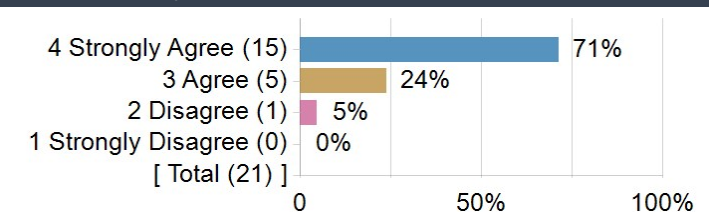
N	%SA	%A	%D	%SD	N/A	Mean	STD
21	86%	10%	5%	0%	0	3.81	0.51

(CS-01) Feedback for Instructor Ignat Soroko

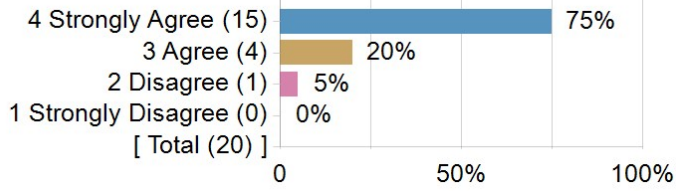
summary of all questions in this section	Value
Mean	3.67
Median	4.00
Standard Deviation	0.58

1. The instructor provided a syllabus at the beginning of the semester that explained the course content, assignments, grading and other important policies.	2. The instructor presented information in a clear, understandable way.																				
																					
<table border="1"> <thead> <tr> <th>Statistics</th> <th>Value</th> </tr> </thead> <tbody> <tr> <td>Response Ratio</td> <td>46%</td> </tr> <tr> <td>Mean</td> <td>3.71</td> </tr> <tr> <td>Median</td> <td>4.00</td> </tr> <tr> <td>Standard Deviation</td> <td>0.56</td> </tr> </tbody> </table>	Statistics	Value	Response Ratio	46%	Mean	3.71	Median	4.00	Standard Deviation	0.56	<table border="1"> <thead> <tr> <th>Statistics</th> <th>Value</th> </tr> </thead> <tbody> <tr> <td>Response Ratio</td> <td>46%</td> </tr> <tr> <td>Mean</td> <td>3.62</td> </tr> <tr> <td>Median</td> <td>4.00</td> </tr> <tr> <td>Standard Deviation</td> <td>0.59</td> </tr> </tbody> </table>	Statistics	Value	Response Ratio	46%	Mean	3.62	Median	4.00	Standard Deviation	0.59
Statistics	Value																				
Response Ratio	46%																				
Mean	3.71																				
Median	4.00																				
Standard Deviation	0.56																				
Statistics	Value																				
Response Ratio	46%																				
Mean	3.62																				
Median	4.00																				
Standard Deviation	0.59																				

3. The instructor welcomed questions and other class participation.	4. The instructor was knowledgeable about the course content.																				
																					
<table border="1"> <thead> <tr> <th>Statistics</th> <th>Value</th> </tr> </thead> <tbody> <tr> <td>Response Ratio</td> <td>43%</td> </tr> <tr> <td>Mean</td> <td>3.75</td> </tr> <tr> <td>Median</td> <td>4.00</td> </tr> <tr> <td>Standard Deviation</td> <td>0.55</td> </tr> </tbody> </table>	Statistics	Value	Response Ratio	43%	Mean	3.75	Median	4.00	Standard Deviation	0.55	<table border="1"> <thead> <tr> <th>Statistics</th> <th>Value</th> </tr> </thead> <tbody> <tr> <td>Response Ratio</td> <td>46%</td> </tr> <tr> <td>Mean</td> <td>3.76</td> </tr> <tr> <td>Median</td> <td>4.00</td> </tr> <tr> <td>Standard Deviation</td> <td>0.54</td> </tr> </tbody> </table>	Statistics	Value	Response Ratio	46%	Mean	3.76	Median	4.00	Standard Deviation	0.54
Statistics	Value																				
Response Ratio	43%																				
Mean	3.75																				
Median	4.00																				
Standard Deviation	0.55																				
Statistics	Value																				
Response Ratio	46%																				
Mean	3.76																				
Median	4.00																				
Standard Deviation	0.54																				

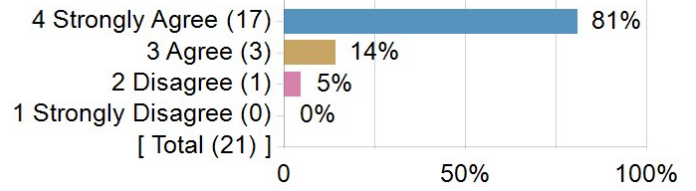
5. The instructor was well prepared and organized.	6. The instructor focused tests, quizzes, etc. on the content outlined in the syllabus and/or the content discussed in class.																				
																					
<table border="1"> <thead> <tr> <th>Statistics</th> <th>Value</th> </tr> </thead> <tbody> <tr> <td>Response Ratio</td> <td>46%</td> </tr> <tr> <td>Mean</td> <td>3.71</td> </tr> <tr> <td>Median</td> <td>4.00</td> </tr> <tr> <td>Standard Deviation</td> <td>0.56</td> </tr> </tbody> </table>	Statistics	Value	Response Ratio	46%	Mean	3.71	Median	4.00	Standard Deviation	0.56	<table border="1"> <thead> <tr> <th>Statistics</th> <th>Value</th> </tr> </thead> <tbody> <tr> <td>Response Ratio</td> <td>46%</td> </tr> <tr> <td>Mean</td> <td>3.67</td> </tr> <tr> <td>Median</td> <td>4.00</td> </tr> <tr> <td>Standard Deviation</td> <td>0.58</td> </tr> </tbody> </table>	Statistics	Value	Response Ratio	46%	Mean	3.67	Median	4.00	Standard Deviation	0.58
Statistics	Value																				
Response Ratio	46%																				
Mean	3.71																				
Median	4.00																				
Standard Deviation	0.56																				
Statistics	Value																				
Response Ratio	46%																				
Mean	3.67																				
Median	4.00																				
Standard Deviation	0.58																				

7. The instructor (or a designated assistant) was available for consultation during office hours.



Statistics	Value
Response Ratio	43%
Mean	3.70
Median	4.00
Standard Deviation	0.57

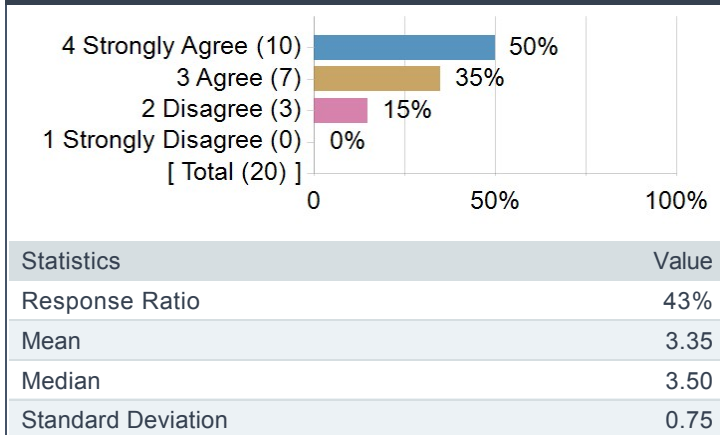
8. The instructor's attitude towards students was respectful.



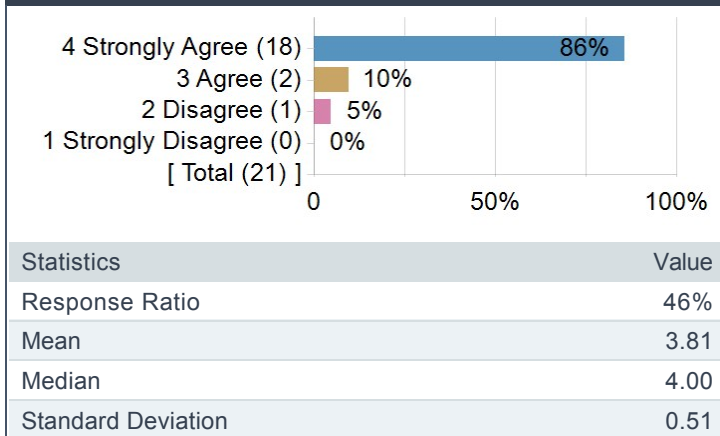
Statistics	Value
Response Ratio	46%
Mean	3.76
Median	4.00
Standard Deviation	0.54

(CS-01) Feedback for Instructor Ignat Soroko (continued)

9. The instructor made graded tests, quizzes, etc., available for review in a timely manner.

**(CS-02) Overall, the instructor Ignat Soroko is an effective teacher.**

(CS-02) Overall, the instructor Ignat Soroko is an effective teacher.



(CS-10) Your written comments also provide valuable feedback to your instructor. In the space provided, please consider addressing questions such as these: What did you like most about the class and your instructor? What changes could be made to the class or by the instructor that would have helped you to learn more? What factors about this class contributed the most to your learning? What aspects of this class helped you to learn to think critically?

Comments

I liked the way you were able to efficiently explain the material and went over many examples. Also, it is refreshing to have a professor that truly wants us to all succeed. The time constraint on the first test was unreasonable but you listened to the students and gave us enough time on later tests. thanks for letting us drop our lowest exam grade, I might have had to drop with class otherwise.

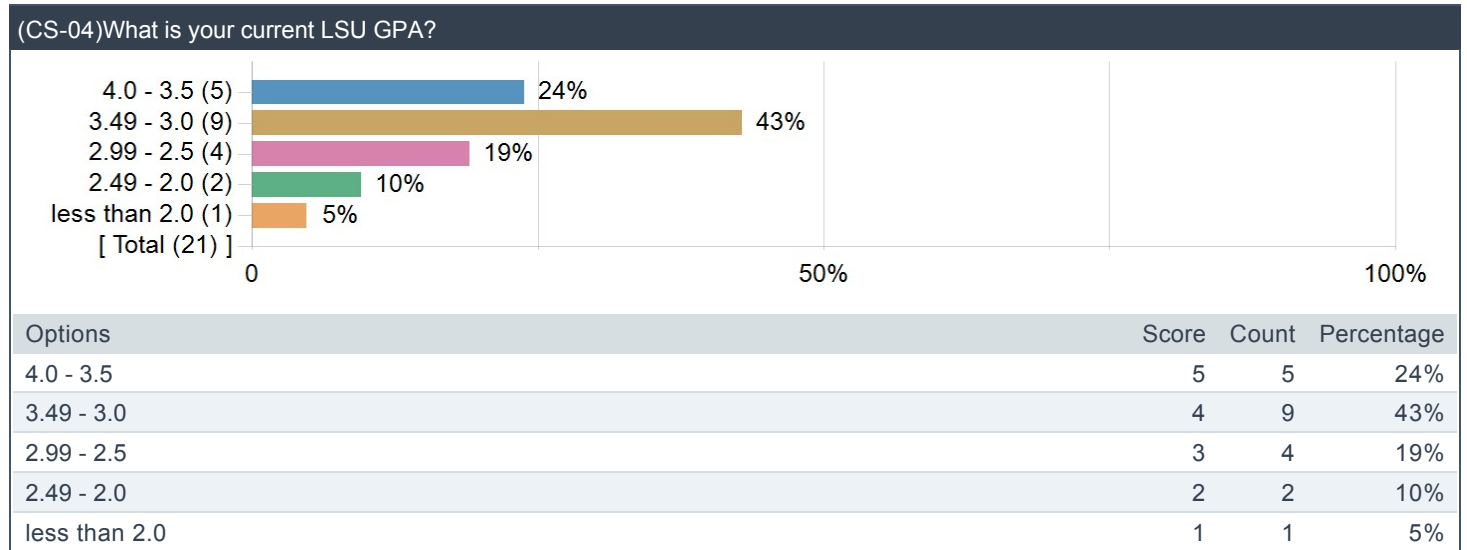
Dr.Soroko is the best math professor I have had at the University. He understands the material deeply and is able to present the relatively complex information in a clear way and is always ready to help when a student is lost. The problem that I do have with the course is that it takes many hours outside of regular class time to practice the information and complete homework assignments in time to prepare for the exam. Students with 3 or 4 other courses and jobs have no chance of digesting all of the information in this course unless they sacrifice many hours of their free-time to this course alone, especially on the Integration techniques chapter. The fact of the matter is that most students are not willing to sacrifice the time outside of class to master all of the material in a short time window. If possible, some chapters should be cut out of the course.

Dr.Soroko is an outstanding professor, he ask all his student during class hours how can he help with studying, homework, and understand math problems. He understand all of his student that have learning disability from online school, where student can not ask question where we would ask in a classroom environment. He teaches by looking at our expressions to see is we are confuse from the problems.

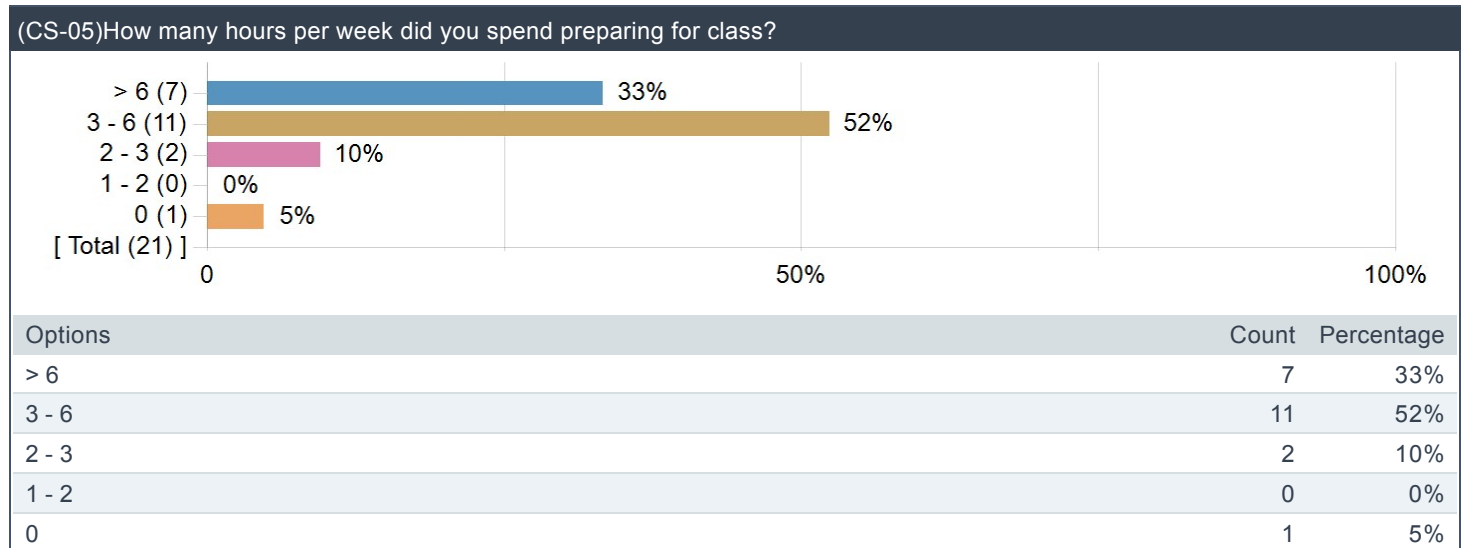
Comments
He could have planned better overall for the class, instead of doing cram teaching.
I thoroughly enjoyed taking this class. This was my second time taking this course and I felt like I actually learned the material this time. Mr. Soroko make this class enjoyable and was very good at teaching the material. If I could take Mr. Soroko again for another class I would. The only thing I wish was different was the fact that he did not put any homework grades in during the semester. That would have helped my better gauge my grade in the class.
I would suggest adding quizzes to course in an effort to judge understand of certain topics before an exam
I liked how involved the professor was in the class and encouraged everyone to ask questions. A factor that contributed most to learning and success was completing optional assignments and test prep.
Instructor is very knowledgeable and explains things very easily and in a non confusing manner. The difference between him and my previous calc professor was startling.
Professor Soroko was nothing less than excellent. The class was perfect and enjoyable to be in. His teaching methods were strong and understandable. I would hope nothing changes and other students can have an experience similar to mine.
Hi Mr. Soroko!!! You're an amazing teacher!!! I very very much appreciated that you did not assume we knew everything already and took a step back to re-explain old topics to us in detail. It helped me so much to wrap my head around certain concepts. Your lightheartedness and jokes during the lectures really made calculus my favorite class (thats crazy to say too). Thank you for the practice exams and taking our schedules and wellbeing into account when making exams. I'm gonna miss you!!
I liked that Professor Soroko would ask if anyone had any questions after each new topic we learned. If someone did not understand something, he would stay on that topic until he/she did. (within a reasonable time at least) Anything that I did not learn in the class was entirely my fault. The same should be said for any student in this course. If you did not know how to do something by the time a test came around, it was your own lack of effort put into the class. A big part of learning critically, for this class at least, is that Professor Soroko would not always tell us which theorem or which formula we needed to solve each problem. We had to look at all the aspects of the problem to determine what was necessary to solve it. That may have made it slightly more stressful, but it was much more satisfactory when you finally figured out the answer.
I like the given explanations for the material being learned. The professor is really insightful witch was really helpful when it came to explaining the material.
Mr Soroko is an easygoing teacher and helps student earn really amazing grade. I do not wish he change at all. His method of teaching is one of the best teaching I have seen in my life. His way of giving notes, homeworks and teaching helped me a lot. I wish there are more teachers like him.
This instructor was amazing when it came to communicating with students. He would actively help me out with homework well outside of office hours, and once even pushed a due date back to help me out. His tests are on what we go over in class, and there's no overly-difficult questions like you often see in math.
Soroko was a cool, funny teacher. He wanted us to succeed and do good on the tests. He taught the class in a way for all of his students could understand. Overall, nice job. One thing I thought he didn't do so well regarded the time of the first test. One hour for a good amount of questions and distractions from zoom noises was not good. Mostly everyone did poorly, however, he learned from that and gave us more time for the next test. Plus, the students got used to his tests and zoom environment.
What I mostly liked about the class is that my professor would always make sure if we had any questions. I feel like there is no need for any changes. The way of problem solve helped me to think critically.

Course Feedback

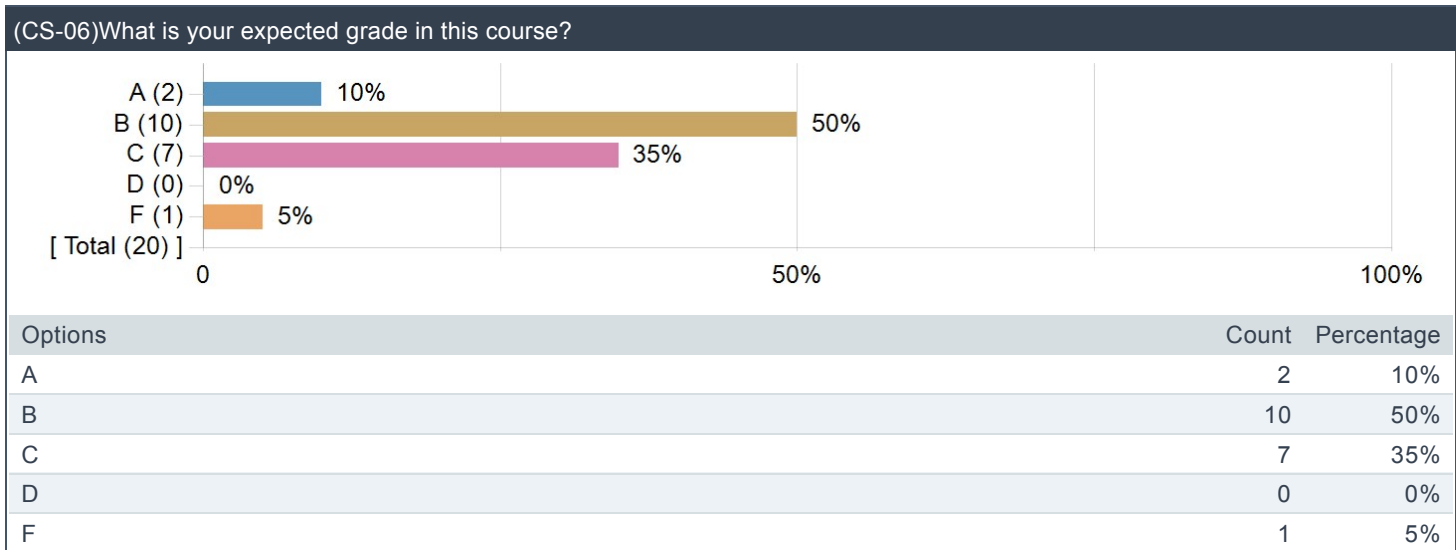
(CS-04)What is your current LSU GPA?



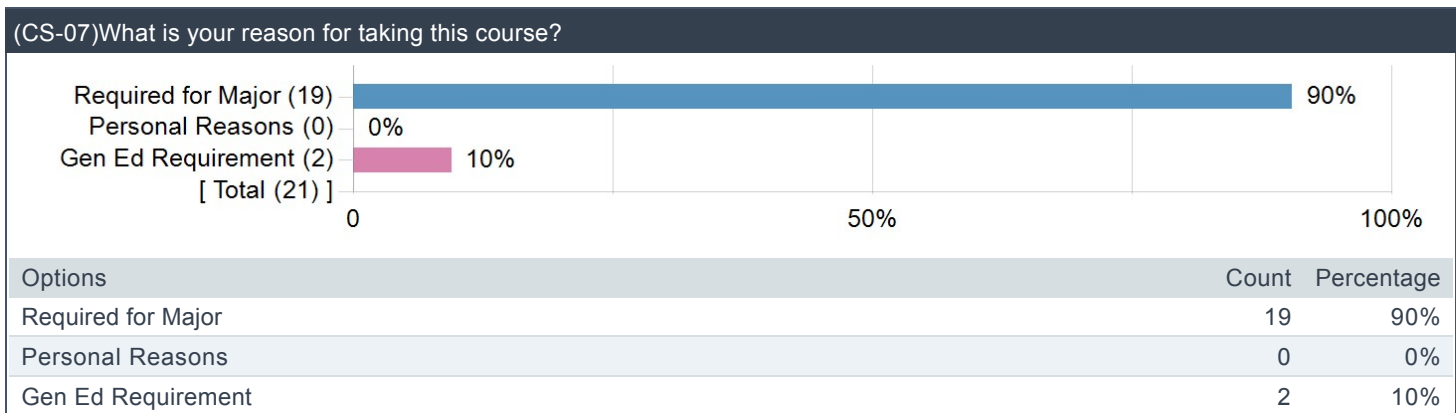
(CS-05)How many hours per week did you spend preparing for class?



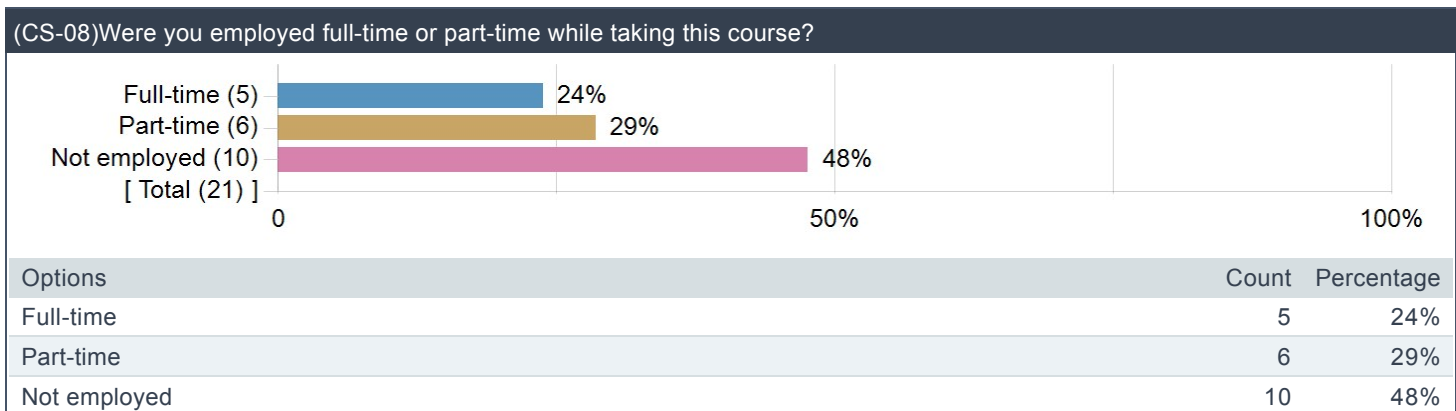
(CS-06)What is your expected grade in this course?



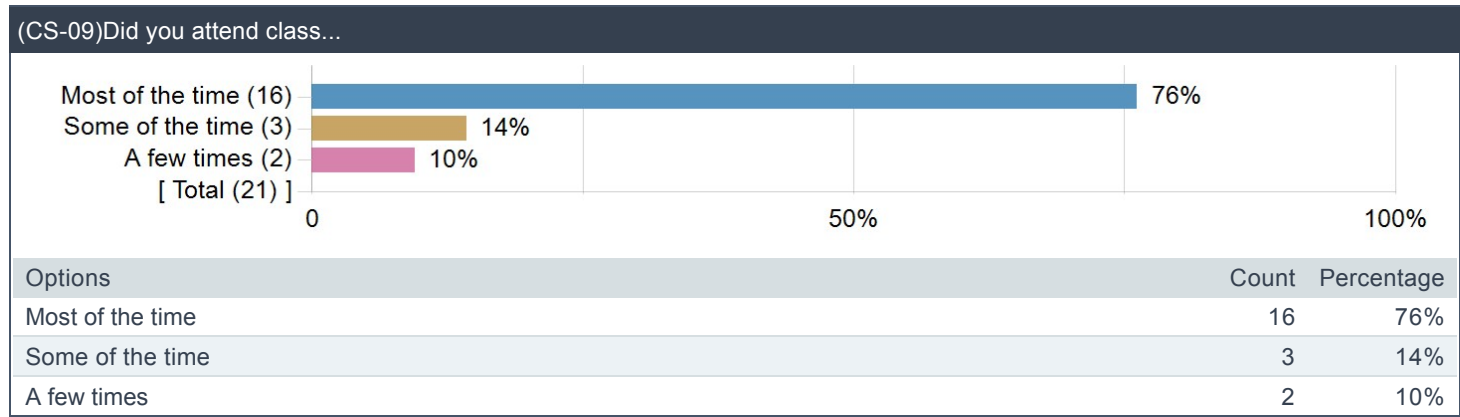
(CS-07)What is your reason for taking this course?



(CS-08)Were you employed full-time or part-time while taking this course?

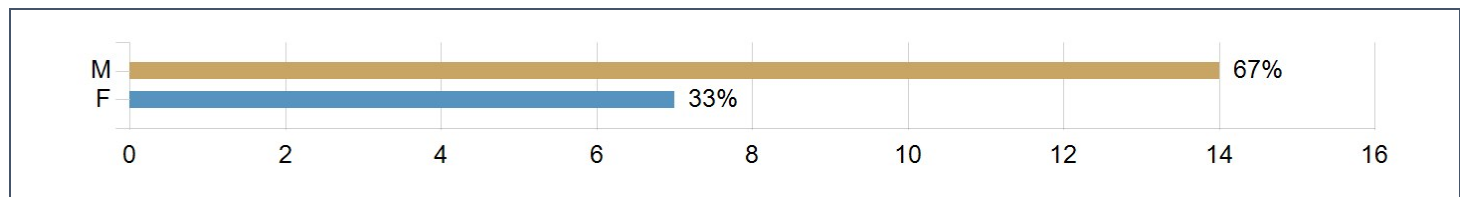


(CS-09)Did you attend class...

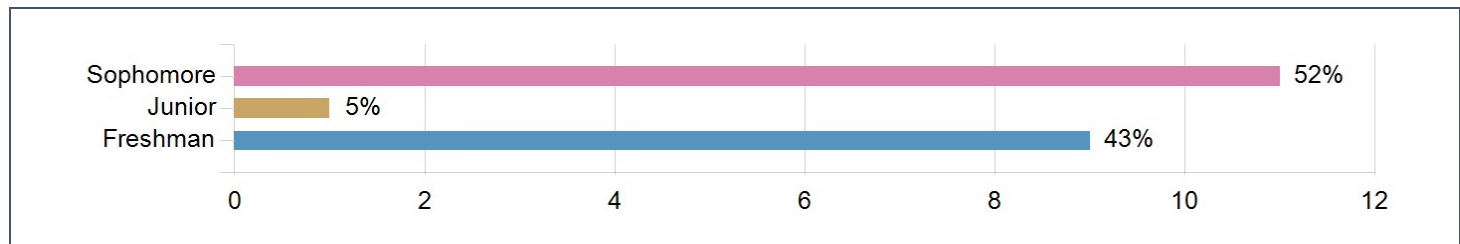


Demographic Information

Gender



Classification



Primary Major

